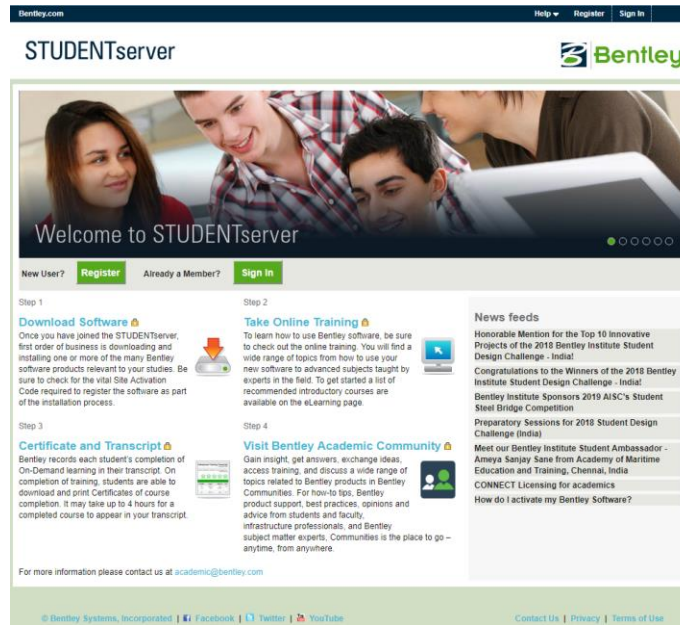



Instructions to access Download & Activate Bentley Software

Create an account on STUDENTserver:

1. Visit STUDENTserver: <http://apps.bentley.com/studentserver/home/index>
2. Click on Register Button



3. New User will see below page:



Create your Profile

Access the most relevant information based on your role.

Work email

First name

Last name


Organization

Profession

Country

Communication language

I'm not a robot

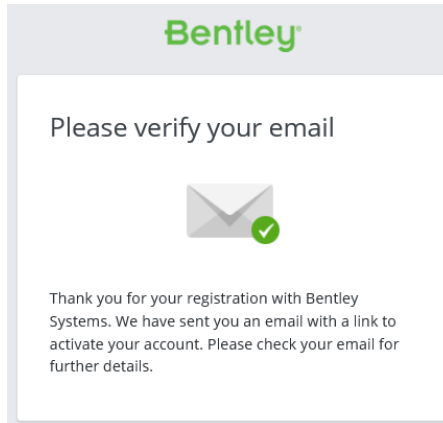


Yes, I would like to receive updates and offers on Bentley products, services, and events. I understand that I can unsubscribe at any time.

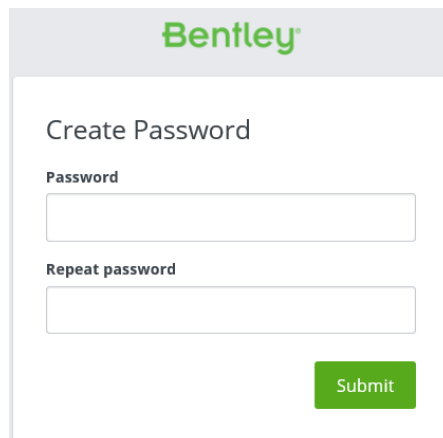
 Please unsubscribe me from receiving updates and offers on Bentley products, services, and events.

 I agree that I have read and accept the [Terms of Use](#) And [Privacy Policy](#).

- Please enter the requested details in the Create your profile form.
- Click on the verification link which you will receive on the email id you used for the registration.

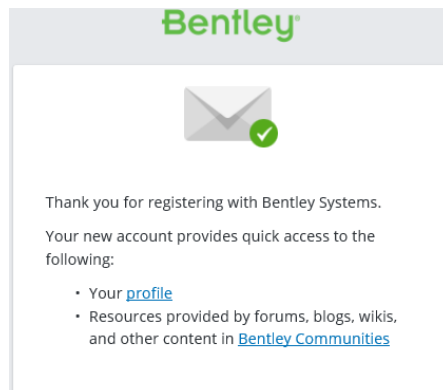


- Set Password:



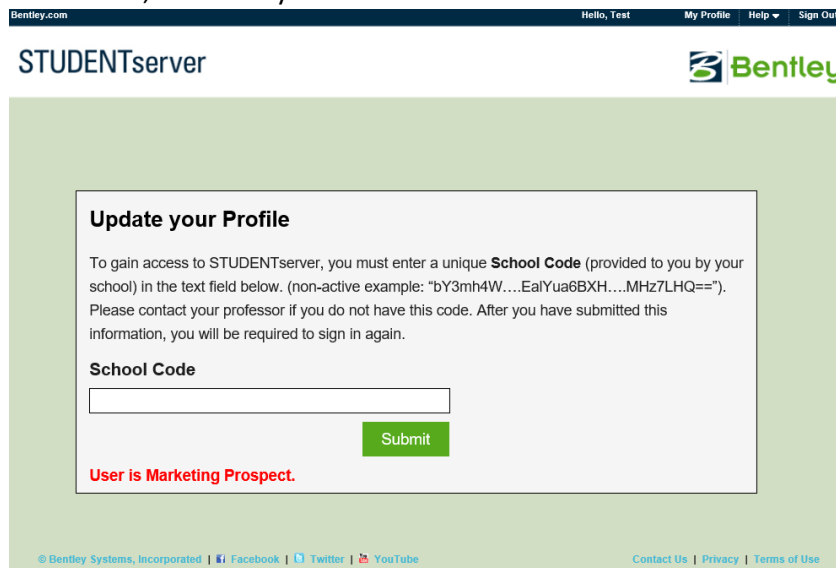
The image shows a screenshot of a Bentley "Create Password" form. At the top, the Bentley logo is displayed in green. Below the logo, the text reads "Create Password". There are two input fields: "Password" and "Repeat password". A green "Submit" button is located at the bottom right of the form.

- This will complete your registration for STUDENTserver.

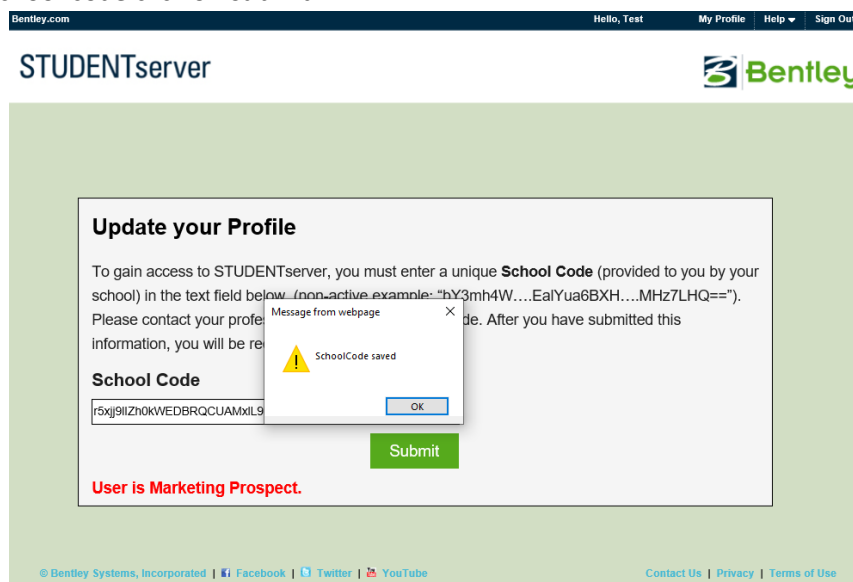


- Now go back to <http://apps.bentley.com/studentserver/home/index> & sign in into STUDENTserver using your email id and password.

9. Click on Download Software Link, it will ask you for School Code.



10. After entering the school code click on submit.



11. Now close the window. Go to STUDENTserver homepage <http://apps.bentley.com/studentserver/home/index>. Sign in and Click on Download Software link. Accept the Connect Agreement.

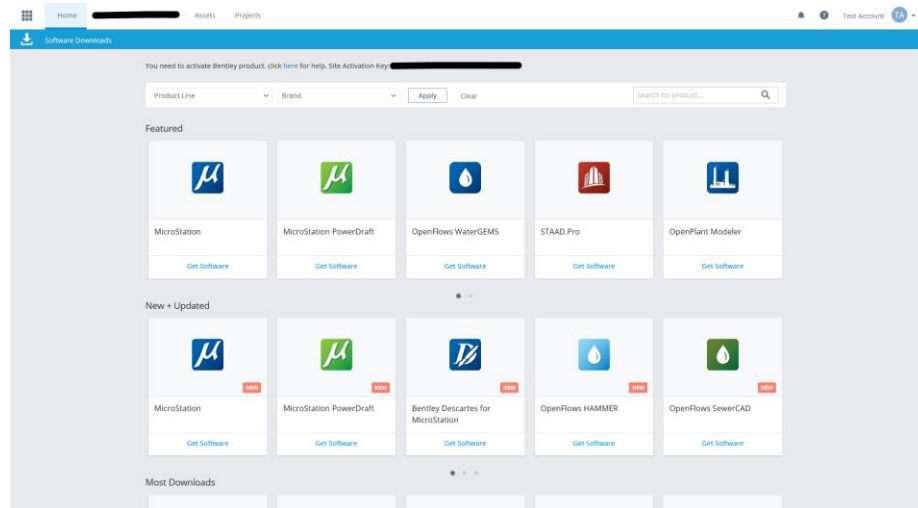
18. Miscellaneous Legal Terms
 These Terms and your use of the Services and the Software shall be governed by and construed in accordance with the laws of the Commonwealth of Pennsylvania, USA, exclusive of its choice of law provisions. You hereby consent to the exclusive jurisdiction and venue of the courts located in and serving Chester County, Pennsylvania and the Eastern District of Pennsylvania. Any cause of action you may have with respect to the Services must be commenced within one (1) year after the claim or cause of action arises or such claim or cause of action is barred. These Terms create no third party beneficiary rights. Bentley's failure to exercise any of its rights under or to enforce any provision of these Terms will not be deemed a waiver or forfeiture of such rights or ability to enforce such provision. The provisions of these Terms shall be deemed to be separable and the invalidity of any provision hereof shall not affect the validity of the remainder of these Terms. Neither a course of dealing or conduct between you and Bentley nor any trade practice will be deemed to modify these Terms. You may not assign any of your rights set forth in these Terms, and any such attempt is void, but Bentley may assign its rights to any of its affiliates or subsidiaries, or to any successor in interest of any business associated with the Services.

19. EAP Cloud Services - Consequences of Breach
 You acknowledge that, with respect to EAP Cloud Services:

- (a) Irreparable injury and damage to Bentley will result from unauthorized disclosure of the EAP Cloud Services, or Bentley's Confidential and Proprietary Information gleaned by you through use of the EAP Cloud Services, and from uses of the EAP Cloud Services other than as contemplated herein;
- (b) Monetary damages may not be sufficient remedy for unauthorized disclosure of the EAP Cloud Services or Bentley's Confidential and Proprietary Information;
- (c) Bentley shall be entitled, without waiving any additional rights or remedies available to it at law, in equity, or by statute, to such injunctive or equitable relief as may be deemed proper by a court of competent jurisdiction; and
- (d) Your breach of this agreement shall result in immediate termination of this agreement and may be cause for exclusion in other Bentley sponsored EAP programs, among other remedies available to Bentley at law.

I agree to the Bentley Systems Terms of Service and Privacy Policy I accept

12. You will see the Software Download portal to download the Bentley Software.



13. Now you can visit STUDENTserver anytime for below offerings

- Self-service downloads of a comprehensive software portfolio
- Licensing for personal computers
- Access to on-demand, self-paced learning and student learning paths

Activate Software:

1. Many of our products now use Subscription Entitlement Service (SES). So, in order to activate the product, students just need to sign in using their STUDENTserver username & password in CONNECTION Client whenever prompted.
2. For more details & stepwise guide visit: [How do I activate my Bentley Software?](#)

Auburn School Code

UAH3pl9WRCBDhIZICfqem0pb3QxA/7eSGcJUxwdNuci3iU5e+YYSjQ==